



SAIL & SCALE

NEWSLETTER OF THE EDINA MODEL YACHT CLUB

July 2002

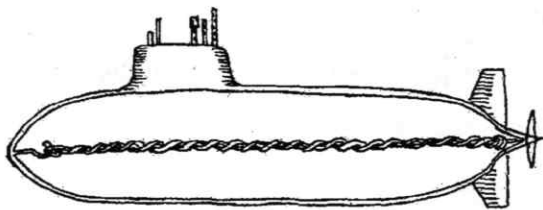
Volume 11, Number 7

Commodore's Corner: The Parade of Boats is over for another year. While my prediction of a tornado did not come true, the winds were quite strong. The wind did prove to be double edge sword for us this year. On the one hand with the temperature, and humidity being what they were the wind was all that made the day livable. On the other hand the winds were strong enough to keep many of the boats off the water, and provided some additional challenges to those who were brave enough to run their boats any way.

While the crowds were not quite as large as we have become used to over the years, many skippers have reported that they preferred the lower attendance because it allowed them some one-on-one time to answer people's questions, and talk about our hobby with those people who were seriously interested in learning more about what we do.

Not surprisingly we inadvertently left some room for improvement for future events, and some people (members and non-members) have pointed out some things that we could have done better. All-in-all I feel that things went very well, and that all of us who were able to participate should be proud of our efforts. Nearly a month later, and people are still coming up to me during open boating nights to tell me how much they enjoyed the show.

I should like to extend a special thank you to Mr. Bill Bach for his help, as well as to Mr. Shirley and the members of his staff, family, and grounds crew for all of their help and support. *Mike*



SILENT DRIVE SYSTEM

Greg Gilbert

The First Annual Region 4 Fairwind Regatta: All EMYC members who wish to participate in this event should know that;

- Since this regatta will be a AMYA championship Regatta, the AMYA requires all participants to be current members of the AMYA, and that all of the boats being raced must be registered with the AMYA.
- The entry fee for the event will be \$5.00, and this is the total cost to all current AMYA members who have already registered their boats with the AMYA.
- An AMYA single adult membership (19 or older) costs \$25.00, and is good for one calendar year from Jan. 1 - Dec. 31.
- An AMYA single junior membership (19 or under) costs \$12.50, and is good for one calendar year from Jan. 1 - Dec. 31.
- The cost to register a Fairwind is \$5.00.
- The AMYA does allow people to join and/or register their boats at the time they register for the event (all fees and dues must be current before they can participate in the first heat). So the total cost for an adult non-AMYA member who does not have a registered boat, would be \$35.00. That breaks down to \$25.00 for the AMYA membership, \$5.00 to register your boat, and of course the \$5.00 entry fee.

As I stated earlier, the AMYA membership is good for only one calendar year, and must be renewed every year. The boat registration is a one time fee, and is good for as long as you own the registered boat. *Mike*

Ahoy, I wanted to let you know that we really enjoyed the boat parade, great job by all involved! I hope that you have had some time to relax and put a boat in the water! Also, I would like to put this 'For Sale' ad in the Sail and Scale.

For Sale:

Fighter 550 Fast Electric
Motor and Hardware Included
New Unopened Kit. \$50.00

Amsterdam Tugboat
By Artesania Latina
New Unbuilt Kit. \$100.00

Please call after July 15.
Greg Gilbert [REDACTED]

Thanks, See 'ya at the pond!
Greg Gilbert

Membership Meeting, 06/18/02: The Commodore called the meeting to order at 7:00PM. Mike announced that Don Swain has built a bookcase for the club, and that when it is finished will be located in the garage for the club to use for its reference library. Mike reported that a few items had

been left behind from the Parade of boats, if anyone is missing anything should contact him. John Bishop commented at length on the Parade of Boats. All present concurred that the event went off quite well, though there was room for improvement. Terry Mackey and Tony Johnson gave a presentation about sail boots, and talked about the upcoming Fairwind Regatta.

Schedule of Upcoming Events

	Every Sunday	Open Boating	4:30PM - 9:00PM
	Every Tuesday	Open Boating	5:30PM - 9:00PM
	Every Thursday	Open Boating	5:30PM - 9:00PM
July	16 th (Tue.)	Membership Meeting	Centennial Lakes Centrum Building 7:00PM - 9:00PM
Aug.	9 th (Fri.)	26th Annual Wisconsin Maritime Museum Model Ships & Boats Contest	Manitowoc, WI.
Aug.	10 th (Sat.)	26th Annual Wisconsin Maritime Museum Model Ships & Boats Contest	Manitowoc, WI.
Aug.	11 th (Sun.)	26th Annual Wisconsin Maritime Museum Model Ships & Boats Contest	Manitowoc, WI.
Aug.	16 th (Fri.)	Region 4 Fairwind Regatta Registration & Measurements	Centennial Lakes North Pond 3:00PM - TBD
Aug.	17 th (Sat.)	Region 4 Fairwind Regatta	Centennial Lakes North Pond 9:30AM - TBD
Aug.	17 th (Sat.)	Antique & Classic Boat Show	Treasure Island, Mn. 10:00AM - 6:00PM
Aug.	18 th (Sat.)	Lighthouse Night	Centennial Lakes Central Pond 7:00PM - 10:00PM
Aug.	18 th (Sat.)	Antique & Classic Boat Show	Treasure Island, Mn. 9:00AM - 4:00PM
Aug.	20 th (Tue.)	Membership Meeting	Centennial Lakes Centrum Building 7:00PM - 9:00PM
Sept.	17 th (Tue.)	Membership Meeting	Centennial Lakes Centrum Building 7:00PM - 9:00PM

Feeling Competitive?: The 26th Annual Wisconsin Maritime Museum Model Ships & Boats Contest, sponsored by Seaways' Ships in Scale magazine is scheduled to take place from August 9th - 11th, 2002 at the museum in Manitowoc, WI.

Competitive categories are: I - Scratch Built Models, II - Kit Models, III - Operational Models, IV - Dioramas, V - Nautical Crafts.

An additional feature this year will be an opportunity to spend overnight Saturday onboard the WWII submarine, USS Cobia at a cost of only \$25 per person (\$80 for a family of four).

Call the museum at (920) 684-0218 for more information and/or reservations...there's obviously a limited amount of space on das boot!!! *Jim Smith*

Acknowledgments: I would like to thank the following people and company's for their support, and contributions to this years Parade of Boats Show:

Mr. Bill Bach;
Mr. Tom Shirley, and the members of the parks' grounds crew;

The Edina Park Board;

Danvo Model Boats;

Gougeon Bros.;

Naval Base Hobbies;

RAM Products;

Revell-Monogram Co.;

Taubman Plans Service Intl.;

The Testor Corp.;

Xuron Corp,

and finally to all of the members of the Edina Model Yacht Club who were able to attend and pitch in.

Dumas Products, Inc.;

Hub Hobby in Richfield;

Paramount Pictures;

RC Boat Modeler Magazine;

Seaway's Ships in Scale;

The Floating Drydock,

Traxxas Corp.;

Water Cooling For Scale Boats: Having recently wandered from a background of scale model boats to into the dark and sinister world of Fast Electrics I have had to learn a lot quickly. In the F/E world water cooling is a way of life. Without it you are constantly "letting the smoke out" of speed controls, motors, and batteries. All high cost items.

It recently dawned on me that a lot of the tricks to water cooling for F/E can be applied to the scale side and resolve many of the problems that I have seen over the years.

First, there is a proper sequence of what should be watercooled, in order they are: 1. Speed Control, 2. Motor Brushes, 3. Motor Can (main body), 4. Batteries.

Speed Controls: There are not many water cooled speed controls for the scale group available on the market, (See final paragraph below) so the trick is to find a way to water cool what is available. For years I have run P/C muffin fans in a lot of my boats to air cool the speed controls, while this does help, it is not as effective as water cooling. On my Tekin Titan speed controls, I discovered that under the air cooling fins (removable) the MOSFETS have holes in them. Those holes will accept 0.125 teflon tubing as a snug fit. I inserted the teflon tube thru these holes and connected silicon tubing to a water pick up.

I run this unit in a 1/16th scale hydroplane with a Speed Gem 15/3 turn motor. After 4 laps, in the 20MPH plus range the speed control is not even warm.

This should work for any speed control with exposed MOSFETS, just don't use metal tubing that would touch the MOSFETS. For other types of speed controls, holding teflon tubing against the speed control with battery shrink wrap should provide some cooling.

For mechanical units it may be possible to attach teflon tubing to the ceramic resistors to aid in cooling, but I haven't tried this yet.

Motor Brushes: Cooling the motor brushes is the best way to protect a motor from overheating, and prolong the life of a motor. Most of the motors used in the scale end of the hobby do not have exposed/replaceable brushes, so the idea of water cooling them is not readily evident.

What can be done and is effective is to simply solder a half inch length of 5/32nd's inch brass tube to each motor terminal, right on top of the motor wires. Then attach silicon tubing to a water inlet/outlet. This works wonders in keeping the motor from overheating. The trick is to hold the motor wires, capacitor wires and tubing to the terminal all at the same time, during the soldering process. A small clamp is generally needed to avoid burnt fingers.

Here is a link with pictures of how this is done.

<http://www.rumrunnerracing.com/forums/showthread.php?s=&threadid=1725&highlight=brush+cooling>

It is worth your time to read the entire thread.

Motor Can Cooling: This is typically done with a cooling coil, which is generally just aluminum tubing bent around the motor and connected to a water inlet and outlet. Cooling coils can be purchased at your local hobby shop, but it is much cheaper to make your own.

Start with a 3 foot length of aluminum tubing from the hobby shop. There are 2 methods to keep from kinking the tubing during the bending process. 1. Tape one end of the tube closed, fill with fine sand (white), tape the other end closed and carefully bend the tube around the motor. Empty the sand and put the coil on the motor. 2. Insert "Weed Trimmer" string into the tube, bend it around the motor and remove the string. The coil needs to be tight against the can

of the motor. This can be achieved by tightening the coil when it is off of the motor and forcing it onto the can, or put some battery shrink wrap around both the coil and the motor and shrink it with a hair dryer.

This type of cooling may not work as well in a scale boat as I have noticed that it takes quite a bit of water pressure to keep the water flowing through this much tubing and speeds in scale boats may not be fast enough to produce that kind of pressure. But, if overheating is a problem, this will definitely help.


Octura used to make a product called a "Kooling Klamp" but it is no longer produced, however some hobby shops are stuck with old inventory and you may find one or two around. These were excellent.

Batteries: It is possible to water cool the Nicad and Nimh battery packs but it is debatable as to the benefit. The simplest method is to use copper tubing in place of battery bars and simply hook silicon tubing to them.

If you absolutely think that you want try this contact me and I can explain the process in further detail.

Water Cooled, Water Proof, High AMP, Electronic Speed Controls: This has long been considered an Oxymoron. However, such an item may be just around the corner.

Andy Kunz of RC-Hydros currently produces the finest speed controls for the F/E world. Andy is a hobbyist, with this business as a sideline, he got tired of burning up the "car" units and designed his own. His units can withstand continuous AMP draws of 90 AMPs, 36 volts, are totally waterproof, and his prices are reasonable. These units can be run totally submerged with no ill effects. The only problem being that they don't have reverse! Well, Andy is considering bringing out a unit with reverse. I think that the only thing holding him back is the uncertainty of a market. I would encourage you to look at his Web Site: www.rc-hydros.com and send him an e-mail inquiring about the availability of reversible units. If he sees a demand, he will produce them. He did custom build some units capable of handling dual motors already this year and sold them for \$150.00. *George Pfeifer*



Edina Model Yacht Club


2002 Membership
June 18, 20002

Anderson
Anderson
Anderson
Bach
Bakka
Baskerville
Bell
Bishop
Blais
Bolen
Bongard
Borgeson
Bottemiller
Boyer
Bros
Brust
Campbell
Carlson
Casserly
Chryst
Chryst
Coppage
Cox
Dodson
Dussol
Edge
Erickson
Evans
Ferris
Finks
Folke
Frank
Freeman
Gilbert
Gilbert
Gilbertson
Glass
Grimes
Heebink
Higgins
Hochstein
Hofius
Iverson
Jester

David
Gary
Glenn
Bill
Dick
Marty
Jerry
John
Harold
William
Ron
Dale
Karl
Lyle
David
Kirk
Doug
Mike
Murray
Danny
Randy
Bill
John
John
Pierre
Dick
Tom
Homer "Chip"
Fred
Brian
Trevor
J.W. "Bill"
Warren
Gregory
Kyle
Jack
Bob
Vern
Robert
Thomas
Kim
Walter
Kenneth
Robert

Richfield
Chanhassan
West St Paul
Bloomington
Apple Valley
Eden Prairie
Bloomington
Edina
Bloomington
Bloomington
Eagan
Minneapolis
New Hope
Bloomington
St. Louis Park
Richfield
Minneapolis
Elk River
Eagan
Eden Prairie
Eden Prairie
Edina
Anoka
Shorewood
Minnetonka
St. Paul
Edina
Minneapolis
Burnsville
Bloomington
Brooklyn Park
Roseville
Plymouth
Crystal
Crystal
Woodbury
Burnsville
Wayzata
Edina
Coon Rapids
Minnetonka
Bloomington
Edina
Golden Valley

MN 55423
MN 55317
MN 55118
MN 55437
MN 55124
MN 55344
MN 55438
MN 55424
MN 55420
MN 55431
MN 55123
MN 55419
MN 55428
MN 55438
MN 55426
MN 55423
MN 55417
MN 55330
MN 55122
MN 55347
MN 55347
Mn 55439
MN 55303
MN 55331
MN 55345
MN 55106
MN 55424
MN 55416
MN 55337
MN 55437
MN 55445
MN 55113
MN 55447
MN 55429
MN 55429
MN 55125
MN 55337
MN 55391
MN 55435
MN 55448
MN 55345
MN 55437
MN 55439
MN 55422





Edina Model Yacht Club

**2002 Membership
June 18, 2002**

Johnson Dale
 Johnson Larry
 Johnson Ray
 Johnson Tony
 Johnson Ron
 Kaletta Keith
 Kirihara Mikio
 Klein Daniel
 Klein H. Phillip
 Kraus Terry
 Larson Peter
 Larson Robert
 Loomis Spencer
 Mackey Terry
 Maldeis Neil
 McCabe Jeff
 Merrill George
 Mikkelson Paul
 Millman Kathy
 Nelson Allan
 Norton Alan
 Norton Max
 Olsen Paul
 Parry Dick
 Patterson Donald
 Pearson Donald
 Person Douglas
 Peter Ralph
 Pfeifer George
 Phillips Gary
 Pratt David
 Proulx Dan
 Rickman Bill
 Ross Jeanette
 Ross Michael
 Schadewald Frank
 Schermeister John
 Schillinger Jack
 Smalley Timothy
 Smith Don
 Smith James
 Spletstoeszer Chad
 Spletstoeszer Terry
 Steele Joe

Bloomington
 Prior Lake
 Birchwood
 Excelsior
 Lakeville
 Bloomington
 Bloomington
 Maple Grove
 Albert Lea
 Andover
 Minneapolis
 Edina
 Bloomington
 Minneapolis
 Edina
 Bloomington
 Roseville
 Willmar
 Maple Grove
 Minneapolis
 Deephaven
 Apple Valley
 Bloomington
 Edina
 Plymouth
 Deephaven
 Edina
 Charlotte
 Bloomington
 Eagan
 Excelsior
 Maple Grove
 Edina
 Edina
 Edina
 Bloomington
 Brooklyn Center
 Bloomington
 Apple Valley
 Cologne
 Bloomington
 Delano
 Delano
 Minnetonka

MN 55425
 MN 55372
 MN 55110
 MN 55331
 MN 55077
 MN 55438
 MN 55420
 MN 55311
 MN 56007
 MN 55304
 MN 55418
 MN 55424
 MN 55437
 MN 55414
 MN 55436
 MN 55431
 MN 55113
 MN 56201
 MN
 MN 55417
 MN 55391
 MN 55124
 MN 55420
 MN 55436
 MN 55447
 MN 55391
 MN 55435
 NC 28269
 MN 55425
 MN 55123
 MN 55331
 MN 55311
 MN 55424
 MN 55410
 MN 55410
 MN 55431
 MN 55430
 MN 55431
 MN 55124
 MN 55322
 MN 55438
 MN 55328
 MN 55328
 MN 55305-



Edina Model Yacht Club

Stevenson
Stoltenberg
Studnek
Swain
Sword
Tita
Traiser
Valentine
Valentine
VanVoorhis
Walker
Watkins
Weigel
Wheeler


Erwin
Ken
Richard
Donald
John
Michael
Christopher
Andy
Dick
C.J.
Dick
Tom
Tom
Larry

Chaska
Rochester
St.Paul
Minneapolis
Eden Prairie
Edina
Woodbury
Woodbury
Edina
St.Paul
Edina
Edina
Edina
Minneapolis

MN 55318
MN 55906
MN 55104
MN 55411
MN 55347
MN 55439
MN 55125
MN 55125
MN 55436
MN 55108
MN 55423
MN 55435
MN 55439
MN 55410

EDINA MODEL YACHT CLUB
CENTENNIAL LAKES CENTRUM
7499 FRANCE AVENUE SOUTH
EDINA, MN 55435

First Class



**July
Meeting
Notice:**
(Third Tuesday of the Month)
Tuesday, July 16th
7:00 P.M.

**Centennial Lakes
Centrum Building**

NOTICE ALL FAIRWIND OWNERS

Now that the Fairwind is a sanctioned one-design class of the AMYA, we're trying to get a regular sailing schedule going this summer. It could be just for practice and fun sailing or informal racing, depending on feed back. So, if you would like to get the Ol' girl into the water...this is the year to do it. Even if you'd rather keep her on the mantel, give me a call so we can get a boat count.

Anyone that's interested call Terry Mackey [REDACTED] I was appointed to be the contact between the AMYA Fairwind Class Secretary and EMYC. The emphasis here is to get more fleet activity within our club and others. If you have any questions or comments, please call. Thanks.


Commodore:
Vice Commodore
Vice Commodore
Vice Commodore
Vice Commodore
Treasurer

Michael Ross
John Bishop
Paul Olsen
Gary Anderson
Doug Campbell
Gary Phillips



Newsletter Editor

Michael Ross



Web Site:

www.emyc.org