

EDINA MODEL YACHT CLUB

SAIL & SCALE NEWSLETTER

MAY 2008

VOLUME 17, NUMBER 5

2008 PARADE OF BOATS! SUNDAY, JUNE 8 AT CENTENNIAL LAKES

The annual Parade of Boats is coming on very quickly. This year's Parade is being held on Sunday, June 8, and promises to be one of the best Parades we've had.

There are quite a few new PT boats, a new historic sidewheeler, new tugs, new sailboats and other new watercraft models that EMYC club members have completed this past year to add to the variety and number of boats on display.

BIG boats will be prominent this year, too. Jose and Donna Medina will be in town for the Parade with a fully operational, 10 foot long "Big Mo" ready for the water. They have other very large boats that will also be displayed. There will also be two 1/24th scale, 7 foot long sailing models of 18th century brigs - large two-masted square-sailers - cruising the pond throughout the day. Also being "negotiated" is a visit by a Kentucky builder of the HMS Surprise, a fully-operational sailing model of the famous frigate that is over 9 feet long!

And there will be all the past favorites - the Popeye Party Barge, Theodore Tugboat, an assortment of beautiful sailboats and the "Burning Barge".

Again, we will have boats on display in the Centrum building, and a full schedule of operation on the water throughout the day. Please check in when you arrive and fill out the information cards for your models. The cards are placed with the models to provide model and builder

information to the visitors. If you arrive by 10:15, that should be plenty of time to get registered, get your boat on display and get settled in before the doors open to the public at 11am. If you can arrive earlier, help with site preparation and display setup is always appreciated.

Channel control will also be critical, so please remember that you must get a clip for your channel at the control table before even thinking of turning on your transmitter, either for testing or for operation. If you have a MHz range channel-seeking transmitter, please still sign in at the control desk so we have a record of Parade participants

Food certificates for club members participating in the show are generously provided by McDonald's. Very good ice cream is also sold on site during the show. It's a good idea to check the weather for the day, to bring a hat, sunscreen, a seat (or seat pad), your battery charger and any tools and supplies you might need to stay operational.

In this issue is a copy of the 2008 Parade poster. If you can, make a few copies and post them around town or at work. Help spread the word about one of the EMYC's biggest annual events!


We definitely want to have the biggest and best show ever, so get your boat ready, your batteries charged and show up at the Parade to give the crowd the great show that they come to see.

- Dan Lewandowski

SCHEDULE OF EVENTS:

Parade of Boats	Centennial Lakes, 11am to 4pm	Sunday, June 8, 2008
Duluth Maritime Festival - Tall Ships	Duluth Harbor	August 1 - 3, 2008
Sub Regatta 2008	Carmel, Indiana	August 2 - 3, 2008

COMMODORE'S CORNER



By Al Bickford

Sunny, temp near 70, winds just above calm, ice gone. It doesn't get much better than that for a first plunge into the ponds.

Shakedown Day started slowly with just a few of us gingerly testing our boats to see if the same rules of wet would carry over to this year. Then, as often happens, the group started to grow. Talk about a free-for-all. There were destroyers, PT boats, tugs, Odoms, Solings, pea pods, footies, and even a fast electric in the center pond all at once. All of this activity attracted a band of curious onlookers that ranged from young to senior. We found that all the boats still floated, and there was only one minor mechanical mishap. Don Sektnan's little inboard waited until it was in the middle of the briny and then decided to throw its drive shaft universal. For a while it was buzz - buzz, nothing - nothing, until it drifted over toward the north channel and was "rescued" by bumps from a tug and Don's gymnastic leanings from the channel rail. With the boat safely tucked under his arm, I think I heard him mutter something like, "...welding..." as he rejoined the slowly sun-burning group.

The following Saturday was supposed to be the "Three Pond Races." I awoke to a typical April day: no sun, temp around 30, winds approaching hurricane force, and snow going by horizontally. DRAT!!! Batteries all cycled, rigging all checked, servos all adjusted and it's "February in the North Sea." Some of the crew called wondering about the sanity of boating in a blizzard, and we decided to reset the race date for a weekend closer to warm weather this year, most likely around mid-July, between the Parade of Boats and Lighthouse Night. Stay tuned for the exact date, and...

Smooth sailing - Al Bickford

TRUE STORY? BRASS MONKEYS



By Al Hanzondek

Cannon balls had to be kept in good supply near the cannon on old war ships. The best storage method devised to keep them from rolling around on deck was to stack them as a square based pyramid, with one ball resting on four, resting on nine, which rested on sixteen. Thus a supply of thirty cannon balls could be stacked very compactly near the cannon.

There was only one problem - how to prevent the bottom layer of balls from sliding out from under the others. The solution was an iron plate with sixteen round indentations, called a monkey. But the iron cannonballs quickly rusted to the water-retaining indentations in the iron plates. The solution was to make the monkeys out of brass.

Brass, however, contracts much more than iron when chilled. Consequently, when temperatures dropped too far, the brass would shrink so much that the iron cannonballs would slide out of the indentations in the monkeys. Thus, it was quite literally, cold enough to freeze the balls off the brass monkey.

The Truth:

According to the United States Navy Historical Center, this is a legend of the sea without historical justification. The center has researched this because of the numerous questions it gets, and says the term "brass monkey" appears to have originated in the book "Before the Mast" by C.A. Abbey. It was said that it was so cold that it would "freeze the tail off a brass monkey." The Navy says there is no evidence that the phrase had anything to do with ships cannon balls.

Next month: Davy Jone's Locker - where did that one come from????



EDINA MODEL YACHT CLUB
Your contact for "Logo Gear" is
Doug Person

I have three fantastic catalogues filled with clothing choices you can select to have embroidered by Team Mates, Egan.

Embroidery options include our club logo and/or burgee with your name, boat name, number, etc.

Fly your colors...EMYC!!


COOL STUFF...

NEW HARBOR MODELS SMOKE GENERATOR

- Creates a plume of "smoke" over 5 feet high
- Rugged custom made polymer reservoir (2 x 2 x 1.5") with mounting flanges
- Squirrel cage fan creates strong static pressure. Perfect for multiple smoke stacks
- Proprietary heating elements assure maximum "smoke" effect
- Draws 2 amps on 12 Volts at full throttle
- Uses traditional model train smoke fluid, included with smoke generator
- The smoke volume can be controlled by the boat motor's speed control.

See it at:

http://www.harbormodels.com/site08/main_pages/smoker.htm



SERVO CITY "SERVO STRETCHER"

Now you can have 180°+ rotation from just about any analog servo. The Servo Stretcher modifies the signal to the servo enabling it to rotate up to 90°+ either direction off of the center (neutral) position. It simply plugs between your controlling source and the servo just like a servo extension.

One of the neat features about the new stretcher is you can limit each endpoint separately from the center position. You can even adjust the center (neutral) position separately from the endpoints. See it at: http://www.servocity.com/html/180o_servo_stretcher.html

Model Dimensions Engineering Pico Switch

PicoSwitch plugs into a standard hobby radio control receiver as easily as a servo does. Depending on the channel you use, you will then be able to control the relay directly by your transmitter.

Max relay voltage: 60VDC, 125VAC " Max relay current: 1A @ 24VDC, 0.5A @ 125VAC (60W lightbulb.

See it at:

<http://www.endurance-rc.com/rcswitches.html>





FOTO FEST - "AT THE POND"



APRIL MEETING REPORT

By B. Fordemast and Abe Andonship

Twenty-one members were present and no visitors were attending.

Wayne Snyder was recognized as the first member on open water this year with his Fairwind. It was announced that Jose Medina would be bringing his 10 foot battleship Missouri to the Parade, ready to sail!

The status of dues collection was discussed and it seems were lagging a bit this year on payments. It was decided that the May issue (THIS issue) would be the last to be mailed unless dues were paid by June 8, the day of the Parade of Boats.

Show-n-Tell, as always, was an eclectic collection of items. Don Sektnan showed a K&S tubing bender, a wood strip cutter and a steel wire cutter that gives very flat, neat end-cuts.

Wayne Snyder showed an Rx activated light switch for his ChrisCraft. Vern Grimes showed his new Soling 1M kit and had some questions on keel mounting. e-Bay Joe showed a Halo 30 from e-Bay with panelled mylar sails, a carbon-fiber mast and boom and a price too low to share.

The meeting was over by 7:50pm. Unfortunately, Abe forgot his camera so we have no pics from the April meeting.

NOTICE: DUES COLLECTION

Please note that **dues need to be paid by the Parade of Boats, June 8**, in order to keep receiving this outstanding, world-class, regularly published, geniously edited, creatively authored publication.

The Membership Directory will be updated at that time. We hope to have everyone continue as an EMYC member. Remember, you receive this publication throughout the year (including those long winter months), you and a guest are invited to a free Drydock Party dinner including a great slideshow of the years activities, and you have a direct connection to some of the best R/C boat modelers around.

Please send your dues to:
 Edina Model Yacht Club
 Centennial Lakes Park
 7499 France Avenue
 Edina, MN 55435

Dues are Youth (under 18 yrs) - \$10 and Adult - \$20
 Thank you.

May "Pond Pictures"





PARADE of BOATS

EDINA MODEL YACHT CLUB


Sunday, June 8, 2008

From 11:00 am. till 4:00 pm.
At the Centrum Building, Centennial Lakes Park,
7499 France Avenue Edina, MN 55435

www.emyc.org

Radio Controlled

COME SEE OVER 100 RADIO CONTROLLED SCALE MODEL BOATS ON DISPLAY
AND OPERATING ON THE LAKE. ALL ARE ELECTRIC, STEAM OR WIND POWERED.
THE BUILDERS OF THESE HIGH QUALITY MODELS WILL BE ON HAND TO ANSWER
QUESTIONS ABOUT THE MODELS OR THE HOBBY IN GENERAL.



NAUTICAL KNOW-IT-ALL

Last month's Nautical Know-It-All asked if anyone could identify this monument, it's location, and the country it is "officially" located in.



Sadly, no one responded to identify the monument to probably the greatest sailor, explorer, navigator and cartographer ever, Captain James Cook, FRS RN.

He was born in England in 1728. Ultimately rising to the rank of Captain in the Royal Navy, Cook made three voyages to the Pacific Ocean during which he achieved the first European contact with the eastern coastline of Australia and the Hawaiian Islands.

Cook joined the British merchant navy as a teenager and joined the Royal Navy in 1755. He was commissioned in 1766 as commander of HM Bark Endeavour for the first of his three Pacific voyages.

The site where he was killed in Hawaii on Kealahou Bay is marked by a white obelisk. The site, though in Hawaii, has been given to the United Kingdom and is officially a part of the UK.

His contributions were recognized during his own era. In 1779, when the American colonies were at war with Britain, Benjamin Franklin wrote to captains of American warships at sea recommending that if they came into contact with Cook's vessel, to:

"...not consider her an enemy, nor suffer any plunder to be made of the effects contained in her, nor obstruct her immediate return to England by detaining her or sending her into any other part of Europe or to America; but that you treat the said Captain Cook and his people with all civility and kindness, ... as common friends to mankind.

March Maritime Math Answer

Using your calculator to solve the clues would give the numerical answer 39718, or upside down, the letters:
BILgE.

SPECIAL THANKS

To all the members that contributed to this issue of the Sail & Scale.

Al Bickford, Dale Johnson, Alex Raupp, Al Hanzondek, Dan Lewandowski, Vern Grimes, Wayne Snyder, B. Fordemast, Abe Andonship

Items For Sale:

Fairwind. Price negotiable.
Brian - [REDACTED]

Futaba Tx. Unused, batteries and two servos. Asking \$45.
John - [REDACTED]

SAIL & SCALE CONTENT

Keep the content coming! S&S has some great material from some great contributors.

If not in this issue, you WILL see your material published soon.

Please consider becoming a contributor - your skills, interests, perspectives and modelling accomplishments are of great interest to S&S readers.

My thanks to all contributors - you are really providing quality material!

- the Editor

CLUB SHIRTS HATS ETC.

Contact:
Douglas Person [REDACTED]

Cub Burgees and Stickers
Contact:
Mickey Kirihara [REDACTED]



EDINA MODEL YACHT CLUB



Centennial Lakes Centrum
7499 France Avenue South
Edina, Minnesota 55435
www.emyc.org



Haster

016H26512544
\$00.420
05/20/2008
Mailed From 55424
US POSTAGE

A07



JUNE MEETING

TUESDAY, JUNE 17, 2008 7:00 P.M.
CENTENNIAL LAKES GARAGE BAND ROOM

AGENDA:

Discuss Parade of Boats
Show'n'Tell
SC&H Brig Sailing Video

Special Interest Contacts:

Membership:

Ray Meifert [redacted] rmeifert@emyc.org

Scale Boating:

Tim Smalley [redacted] tsmalley@emyc.org

Sail Boating:


Tony Johnson [redacted] tjohnson@emyc.org

Fast Electric:

Dan Proulx [redacted] dproulx@emyc.org

2008 Board Members

Commodore: Al Bickford
Vice Commodore: Ben Radenbaugh
Vice Commodore: Vern Grimes
Vice Commodore: Paul Olsen
Vice Commodore: Don Pearson
Secretary: Don Westley
Treasurer: Mickey Kirihara



The **Edina Model Yacht Club Sail & Scale Newsletter** is published monthly except for December.

Newsletter Editor: Dan Lewandowski



dlewandowski@emyc.org

Webmaster:

Dale Johnson

djohnson@emyc.org

Please send articles by email to:

dlewandowski@emyc.org

Deadline for articles to be considered for the June publication will be Monday, June 9, 2008.