

# EDINA MODEL YACHT CLUB

## SAIL & SCALE

### NEWSLETTER

#### January 2025 Membership Meeting, News and Other Things

Welcome to 2025 and a new year with the Edina Model Yacht Club! We are looking at, and doing, some new things this year so let's see if there isn't something new that you would like to be involved with! Winter is for projects in the shop but this year we are also starting off with the new off-site event at the Minneapolis Boat Show, and a requested new display at the Wayzata Library. Both happening immediately! We have already had the Board Meeting for the year and all participants are listed at the end of the newsletter. A lot of discussion this year as usual and it is all things you need to know about the club and where we are going. Let's get going with club business.

#### 2025 Board Meeting

Treasurer's Report - Here is a quick summary of finances through year 2024:

We started 2024 with a balance of \$2,083.07, and ended 2024 with a balance of \$1,194.22 (adjusted to not include payments for 2025 dues made in 2024).

#### INCOME

|                          |                         |
|--------------------------|-------------------------|
| - Membership Dues        | \$2,610.00 (65 members) |
| - Hats, Nametags, Shirts | \$1,500.00              |
| - Swap Meet, Misc.       | \$ 175.00               |
| Total Income             | \$4,285.00              |

#### EXPENSES

##### Normal Annual Expenses:

|                           |            |                            |
|---------------------------|------------|----------------------------|
| - Spring Coffee and Rolls | \$ 257.18  |                            |
| - Parade of Boats         | \$ 287.57  |                            |
| - Dry Dock Party          | \$1,922.47 | (Famous Dave's \$1,634.86) |
| - Website                 | \$ 235.30  |                            |
| Subtotal                  | \$2,702.52 |                            |

##### One Time Expenses:

|                        |            |
|------------------------|------------|
| - New Projector        | \$ 171.79  |
| - Vac-u-tugs           | \$ 910.46  |
| - Shirts and Name Tags | \$1,427.43 |
| - Miscellaneous        | \$ 236.09  |
| Subtotal               | \$2,745.77 |
| Total Expenses         | \$5,448.29 |

What we see from the summary is:

- The apparel transactions were essentially break even, as it should be.
- We had one-time expenses to purchase a new projector and the major one-time expense was the vac-u-tugs.
- Our main source of income that we can count on each year is membership dues, and that of course varies with the number of members. 2024 saw a recent-year's high of 65. That income was \$2,610.00.
- The Normal Annual Expenses totaled \$2,702.52, with the major expense being the Dry Dock Party. Famous Dave's has been the caterer for many years now and like everything else the cost has gone up. The cost of the party is based directly on the number of persons attending, which has not changed significantly, and is usually in the mid 20's members attending plus a guest or spouse, so we have always been in the mid 50's for attendance. That has been about half the membership attending the Dry Dock Party.
- The income from dues does not quite cover the Normal Annual Expenses.

It was proposed and approved to not raise dues to cover the Normal Annual Expenses, but that since the major expense is the party to charge \$10.00 per person to attend the party. If you have been to the party you know that it is very well put together, and that Famous Dave's has catered the party for many years now because they provide not only excellent food but also exceptional service. The approved cost per person is very minimal for the experience of the party.

### Promotion

- Suggested that we have a brief posting about the club on the bulletin board at Hub Hobby for the time of the year that we do not display the main poster for the year. Need to get this accomplished.
- Rob Segal has done up business cards with the club basics to hand out.
- Suggested to update the cover of the "What's it all about" club brochure. This has been taken care of.
- New hats have been looked into by Rob Segal. It was approved to purchase 30 hats for sale rather than tracking individual purchases as was done with the shirts. 30 hats have been purchased and will be available for \$20 each.
- Need a person to create the club's annual poster. A previous format can be used and updated. Jeff Dunbar has volunteered to work on this.

### Website

- The content of the website will be reviewed to remove articles or other references to fast electrics.
- David Petrich currently maintains the website and he is using a program that works with Windows 10. Since Windows 10 is being phased out of support we may need a program that works with Windows 11. Perhaps someone in the club has a more current program that can be used for the website, and would like to be a backup with David to maintain the website?
- Discussed adding a section to the website for items for sale by club members. It was decided not to do that and instead continue to list items for sale in the newsletter, plus other venues for selling items such as Facebook Market Place and other on-line sites.

## Newsletter

- John discussed that his email group used to send out the newsletter and other club-wide messages was corrupted and needed to be re-created (the bad news). When recreating the list it was discovered that several newer club members were never put in the group (more bad news)! That has been corrected and a new message has been added to the "receipt of payment of dues" sent by email to let new members know that they should be receiving the newsletter and if not to contact John Bertelsen. It is important that members receive the newsletter to be aware of all the different activities happening in the club and to become familiar with other members.
- The email discussion expanded into recent problems sending out messages to group addresses. I have also heard from several members that their previously reliable email addresses are having problems. This is getting to be a more common occurrence with more/better security measures needing to be taken by email providers. I am afraid that other than making sure we are using your correct email address there is nothing else we can do at the club end of the message. In particular anyone with a Comcast email address is especially problematic. You can try setting my email address as an approved sender or you can try to work it out with Comcast. Anecdotal evidence from the Board Meeting indicated that working with Comcast can be very difficult.

## Membership Meetings

- Terry Bertelsen will help with recognizing new members and obtaining photo and background for inclusion in the newsletter and introduction to the club. We really try to keep up with new members but sometimes it is just difficult to do. So please help us out in this regard and let Terry or myself know you are a new person so we can get to know you.
- Membership coordinator David Brinkman brought up the reminder to pay club dues that he started sending out last year. John decided that we would include a reminder in the first few newsletters for the year before David sends out his reminders.

## New and Existing Events

- There have been requested two topics for special seminars in the club. One is for an introduction to sailboats and sailboat racing, and the other was an overview of building a wooden model kit. If you have an interest in attending these seminars please let me know and we will plan accordingly based on interest.
- Bags that came with our new awning/tent last year were filled with sand and have started to leak. We use these to anchor the setup tent and to anchor the feather banners. Rob will look at reinforcing and replacing the sand with pea gravel. We will purchase screw in anchors for times when we set up on the grass rather than in a parking lot.

## Breakfast Coffee and Rolls and Dry Dock Party

- Discussion and decision was to leave Coffee and Rolls the informal gathering that it has been.

- Famous Dave's will be retained as the caterer for the Party and we can look at having other items from the menu included if we want to make the food selection a little bit different. The additional entertainment in addition to the annual video presentation last year was thought to be good.

### Other Discussion

- John brought up that if you have an LLC (Limited Liability Corporation) you should be aware that the Federal Government has instituted a BOI (Beneficial Owner Information) filing requirement. This is an effort to crack down on money laundering from the sale of illegal drugs. Right now it only affects LLCs but it does bring to mind that the status of special organizations, such as the EMYC, need to be maintained proactively rather than reactively. The EMYC has maintained the non-profit status with the State of Minnesota, but after the Federal filing for non-profit status in 1992 it was never maintained. You may recall that re-establishing the status was investigated by John Bertelsen and David Brinkman with the IRS and both of us found that to reinstate the original filing we needed records that we just don't have. At one point it was suggested that we close the original filing and set up a new status. We will investigate further and report back the recommendation.
- This discussion also brought into discussion liability insurance for the club. There is not insurance for the club right now and no ties to the City of Edina for any related insurance. Interestingly, our presence at the Minneapolis Boat Show requires liability insurance and we were added to the coverage of the Land-O-Lakes Classic Boat Society without our knowing, and we are very grateful that they did this for us. Previous investigations indicated that if liability was incurred by a club member at one of our events, or even an informal gathering at the ponds, the first coverage is through that individual's home owners insurance. If you don't have any HOI then you are not covered unless you have an umbrella or other coverage. We will investigate obtaining club insurance once again and report back.

### What's going on during the winter?

I don't know if I need to apologize for this but I love winter! Not saying that by February sometimes I would like to be in some place warmer, but it does create the time to do things indoors, outdoors and in special circumstances. So what are our members up to? Paul Olsen is very busy updating his daughter's "Paul Olsen Marblehead", installing a new steam engine for Dick Walker and making parts for sailboat projects.



This is another early Marblehead that Paul built for daughter Maria. It is in the process of restoration. Maria was a very young girl at the time the boat was built and she wanted it to look like a pirate ship so therefore the black and red sails and the black hull. The hardware is being updated and the hull will be repainted this spring. Each one of these boats are just a little bit different in layout or rigging or wood materials. The early models included a curve at the top of the mast as in this one.



Some of the handmade fittings. Paul usually makes several up at a time so they are “in stock” when needed and quick to install.

Kevin Kavaney has been out on the ice with the famous, and limited number, Tony Johnson - built beautiful ice sailboats. Kevin reports from Lake Calhoun/BMS:

*It is a rare event to have safe ice and no snow cover, which is how the ice has to be for model ice boats be able to function. Very little snow cancels the ability for these RC iceboats to move against the drag of snow on the ground. The winds were just a little too lite today but it was still fun to get out on the ice and putter...we couldn't do a 180 and come back so lots of walking. It was amazing to be able to stand and look down through the ice like a picture window and see 4 foot high green plants in super clear water below me... The ice was shifting and booming a lot..... My shoes are ICE BUGS from Sweden that are amazing on slick ice... I literally can run on the ice with them... The other guys had the clamp on kind, but they don't work nearly as well as these shoes and because you stand on the cleats, the shoes themselves are never on the ice*



*so even after two hours of standing directly on the Lake Ice my feet never got cold!!!!*

*- Kevin Kavaney*



Plants through the ice!



Smoooooooooth sailing!



The shoes.



Kevin, friend Bill and Tom Weigel



Doug Campbell also posted some additional photos and a video of another of Tony's ice boats on the EMYC Facebook page. Nice to see them in action in the video. It might be rare conditions that you can run these boats but it looks like another unique and special experience with an RC boat!

Not our membership perhaps, but the ponds at Centennial Lakes Park are not dormant during the winter. Did you know that the park grooms the entirety of the three ponds and connecting channels for skating? Skating is hugely popular! Rubber mats are put down on the pavilion floor and extend outdoors - down the stairs - to the ponds at each end of the pavilion outdoor patio. Skates are rented inside the pavilion for a nominal fee or you can bring your own. Over the Christmas/winter school break skaters flock to the ponds. Over the winter break weekend skate rentals exceed 1,300, plus all the people there with their own skates. The ice is just packed. My volunteer work has included grooming the ice which is done on a daily basis. Early in the season the thickness of the ice limits the size/weight of equipment that can be used for grooming and it is only just recently that the full sized tractors can get on the ice. Also, a funny thing happens when there are skaters on the ice. The size of the ponds, especially the north and south ponds that seem so generous for sailing and boating, start to shrink as the numbers of skaters increases. I didn't get photos of the ice packed with skaters, but here you can get an idea of what happens:



North pond starting to get busy.



Middle/center pond gets action right away!

"Kevin's (1938 Hacker Craft) Thunderbird completed today (12-15-24)" is a Facebook posting by David Petrich, who once again displays his mastery of model building! Here is some of the posting including David's description of the build:

*This was a kit Kevin Waldo found a couple years ago. He discovered it was a bigger project than expected. It is: 1:18 Thunderbird 55 Wooden Yacht model kit, 928mm/36.5" RC Model Ship Kit, by New Port Crown. It is a scale model of the Hacker-Craft "Thunderbird" 1939 -55 foot speedboat. The kit included a detailed cabin. It has two 3900kv motors, two ESCs, water cool pump with water exiting the exhaust pipes, voltage regulation for the lights including remote controlled spotlights. The cabin top is actually 3D printed and painted to shine like stainless steel. The metal trim is thin stainless steel. The hull is double*

*planked with Spiga (mahogany), fiber glass, and epoxy with Klass Koat as a final coat. The wood and metal parts were laser cut and fit together well. The instructions were limited so the builder should be experienced and look close at the illustrations. Estimated build hours 448. I enjoyed building this high quality Thunderbird kit and Kevin will enjoy it for a long time.*



And it was on display at the Minneapolis Boat Show where I got some interior shots:





Kevin always does a great job of accessorizing his boats and says the pictures of the real boat showed area rugs installed, the ones in the model is from doll house accessories. The lighting is spectacular inside and out and is controlled from the radio. Overall this boat is over the top! Just - wow!

### Minneapolis Boat Show

Through the partnership with the Bob Speltz Land-O-Lakes Chapter (BSLOL) of the Antique and Classic Boat Club this event has snowballed to a scale we had not anticipated. What started out as the EMYC sharing some space with the BSLOL and hopefully a pond to run some boats, quickly grew into us having our own space, a pond



being constructed for us, all at no cost to us as a non-profit organization. Not at all sure what we were getting into Rob Segal as offsite event coordinator had his hands more than full as our participation morphed from sharing a space to our own space plus pond. Huge coordination and communication soon started taking place within the EMYC, BSLOL and the show managers. Next, the pond becomes a reality:



Pool under construction, oversight by Kevin Waldo (left), trying out the finished (right)



The display setup



Jeff Johnson supervises the pool

I have to say that the show was a pretty big hit with a lot of people. Typically not one kid could walk by that didn't try out the boats, but also I would estimate that 15-20% that tried the boats were adults or at least teenagers. Of course especially since this was our first year we would make some changes, and the whole procedure of putting on a display and taking it down at this type of a venue was an experience. Big, big hats off to Rob Segal who did just an excellent job of discovery, coordination and facilitation!!



The next lobby over from us was completely utilized by the BSLOL and I have to say they put on a magnificently impressive display of boats. Their display was, on its own, worth going to the boat show, which talking to their president Andy Luikens he said they had heard that from many people that attended their display.




### At the Meeting

We had a condensed recap of the Board Meeting and discussed the various items.

A new order for nametags is going in asap. Price is \$11 each unless we meet a minimum for a "larger" order in which case the price is \$9. Contact David Brinkman to let him know you would like one and how you want your name on the name tag.



Show and tell was very impressive. First up was Chris Haertl with his in-progress battle ship.



It looks very complete, but Chris says there is a lot of detail to be added to the deck. Chris said he wanted to have it done by Light House Night last year but didn't make it, but is sure getting close now. Never the less it is very impressive with fully operating forward gun, and both LED and fiber optic lighting! I know that we are going to be even more impressed when it is completed, especially if you have seen this in-progress condition.



Next up was Mark Wolf with the "River Tug Boat". You just have to say "oh, come on now!" This was a purchase at the swap meet last year and as Mark says he just updated it..... sure, and here is a partial list (I could not keep up with it all):

- New custom railing (model train inspired)
- Incandescent lighting
- 3D printed storage boxes on deck



- Custom display stand
- Exterior paint by O'Reilly Auto Parts
- Paint weathering touches
- Automotive rubber weather stripping.
- All new electrics

Oh, and the plans for the boat are on our club website!



Final presenter was Rick Beutler looking for recommendations for fiber glassing his \$20 swap meet purchase:



All in all it was a great kick off to the year! Cold weather was ignored and we had a terrific turn out. The meeting after the meeting went for quite a while with all kinds of discussions going on. A lot of fun!

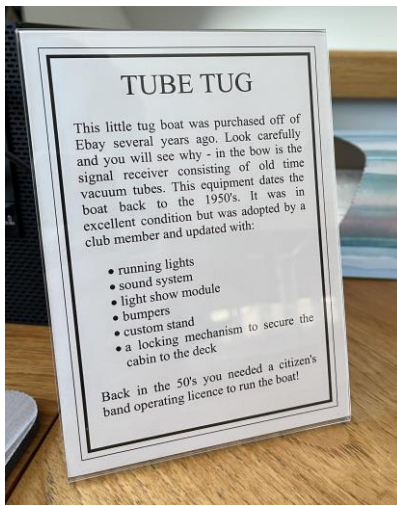
#### Coming up

- Wayzata library display. We need some additional boats. Please contact me if you would like to participate. Boats will be on display for the month of February. The dimensions of the display case are given by the library as:

*There are four non-adjustable glass shelves measuring 52" wide. The top shelf is 8" deep, and the three lower shelves are 12" deep (these are 14 inches away from the glass front, handy for draping or hanging over the edge). The space between the shelves, from the top, measures: 8  $\frac{5}{8}$  inches, 15  $\frac{3}{8}$  inches, 15  $\frac{3}{4}$  inches, 14  $\frac{3}{8}$  inches, 20  $\frac{7}{8}$  inches. The lower 4 shelves have 1  $\frac{1}{4}$ -inch tall supports that restrict height where they occur.*

Update!! Due to the timing of the previous displays our installation is being delayed by one week. We are looking at Wednesday, February 5<sup>th</sup> at 6:00 pm at the library. If you would like to bring one (or maybe more) of your boats to display check the dimensions above and let me know that you would like to participate. I will keep in touch with everyone interested. Last year we all showed up, and some boats went in and some were not able to be included - just depends on how it lays out when it is being set up. If you would like a small information display you can send me the information and I will make one up. The text fits into an (inexpensive) 5" by 7" frame.





- Next membership meeting is February 18<sup>th</sup>, at 7:00 pm in the band practice room in the maintenance garage.

### New Members



James Neild



Chris Haert



Tom McCarthy

Getting caught up on new-er as well as new members. James joined at the meeting, Chris has been in the club for a while, and Tom joined at the Minneapolis boat show. Tom is on the left of John Bishop in the photo and you may recall that Tom (and this photo) were in the February 2024 newsletter and the photo taken at John's house where he was working on the incredible model of the 1905 street car steam boat "Minnehaha" for Tom who is the President of the Museum of Lake Minnetonka.


### Reminders

- You can pay your 2025 dues by check in the mail, cash in person, or PayPal. Please remember when using PayPal you need to use the "friends and family" option otherwise a handling charge is deducted from your dues payment. The amount for the calendar year remains at \$40 for a family membership.
- Let me know if you would like to attend a seminar on the introduction to sailboats and sailboat racing and/or overview of wood model kit building.



- Got things for sale? Boats, tools, other? Send me a photo and description plus price and contact information and I will include it in a newsletter.
- Let me know if you would like to display in the Wayzata Library.
- If you want a name tag contact David Brinkman.

John Bertelsen  
*Commodore*  
*Edina Model Yacht Club*



Vice Commodores: Gary Tschautscher, Rob Segal, Tim Kowalik  
Treasurer and Membership: David Brinkman  
Sailboats: Gary Tschautscher  
Scale Modeling: Kevin Waldo  
Website: David Petrich  
EMYC, DF 95 and ODOM Forums: Gary Tschautscher  
Dry Dock Party, Spring Breakfast: Terry Bertelsen, Julia Moen  
Face Book: Richard Dahlquist, Todd Moen, Dave Brinkman  
Off site events: Rob Segal  
Newsletter: John Bertelsen