



June 2025 Membership Meeting, News and Other Things

Hang on! Here we go into the boating season! - That is how the May Newsletter started, and boy was that right! Let's get started with the June membership meeting as we covered a lot of territory.

June Meeting

Janet Clark came with her clients for their annual visit to the ponds, this time with 25 people, and it was a Farmers Market day! I was nervous that there would be too much congestion, but that proved to be a nonfactor. Once again, as last year, Janet's group was the first to try out the captains, stations with the Vac-u-tugs, this time with the latest upgrade by Richard Dahlquist. Richard incorporated additional mechanisms to return the steering to center/straight ahead and the throttle to the neutral/zero speed position. It worked just great! I told Janet that it is always interesting with her group that there are always a few that just can't get enough running the boats and that even though she brings some of the same people from the previous year the ones that express the most interest are always different. Here is a thank you from Janet:

Hi, John -

Thank you so much for your group's hospitality last Thursday, June 5. The weather was perfect and the company superb! Our group had a wonderful time and we really appreciated the kindness of your members to share their love of model yachting with us! You all are the best!

Janet B. Clarke

And Janet sent along some photos of the evening:



Me explaining how the boats work



Learning exchange at the controls



Facilitators: John Bertelsen, Mark Wolf
Rob Segal



Support staff with Rob: Mark Nickels
and Glenn Davis

I always look forward to sharing our boats with Janet's people!

The *Parade of Boats* was simply over the top this year! Preparations were fortunate to have gotten started on Saturday evening as the Park didn't have anyone scheduled in the pavilion that day. It was a good thing too as when final preparations got going on Sunday morning it was just a "hang on for the ride" type of day! There were two unofficial counts of boats on display and they were both over 120 boats! That is back to several years ago, probably pre-pandemic, where we had to scramble to get enough tables on the floor to display every boat. A big THANK YOU to everyone that brought boats to display. Lots of boats on the water too, and several sales of the boats in the "For Sale" area. Here is the group that worked hard all day long and made the day such a success:




Far right in the blue vest is Al Lindquist. He is a former president of the (real) Classic Boat Club - Land-o-Lakes chapter. I spoke with Al about displaying some of their boats in front of the Pavilion next year, which he said emphatically yes, and it was also approved by Park Manager Tiffany. That should be a very exciting addition to the show next year. It just seemed appropriate that since we fit in at the LOL boat shows so nicely that they would be a great addition to our special show.

I will forgo the typical interior shots of the show to point out some highlights as I saw them:



The Captain's Stations were so popular that Rob put a 2 minute limit on each turn at the helm. Many just got in line again!



In the "where did this come from" category is this tug by John Bishop. Simply phenomenal!




(above) Really great and a treat to see Bill Uhl's two masted schooner on the water again thanks to Ryan Butler.



(above right and right) Rob Segal just barely got this skiers combination ready for the Parade! It was an enormous hit with the crowd when the skiers all came up out of the water and ran along the water surface!




John Bishop sent me this first ever poster for the first ever Parade of Boats:



Edina Model Yacht Club

CENTENNIAL LAKES CENTRUM
7499 FRANCE AVENUE SOUTH
EDINA, MN 55435



PARADE OF MODEL BOATS



June 7, 1992
Sunday 2:00PM to 7:00PM
Centennial Lakes in Edina
7499 France Avenue South
Edina, Minnesota 55435

The members of **THE EDINA MODEL YACHT CLUB** welcomes anyone interested, young and old, boaters and nonboaters, hobbyists and non to the on water "Parade of Model Boats" Sunday, June 7th. No admission fee required.

Come and see scaled model radio controlled sailboats and electric powered boats. Meet those who build and operate them. A diverse display of boats will actually be operating and running on the water of Centennial Lakes in Edina. Demonstration and running events 2:00 PM to 6:00 PM, Parade of Boats 6:00 PM to 7:00 PM, outdoor concert at 7:00 PM featuring the Minnesota Symphonic Winds.

Centennial Lakes Park Centrum Building is located on the east side of France Avenue between 76th Street (just north of highway #494) and Parklawn Avenue (just south of Dayton's Furniture Store). The easiest way to locate the Park Centrum is by heading north on France Avenue and taking the first right turn after 76th Street. You will see Park Centrum between Q-Cumbers Restaurant and Odgaard Book Store.

For additional coverage and photos of the Parade go to the Facebook page, and be sure to see the photo compilation by Rob Nopola.

A *floating net* was purchased by the ODOM racer group and donated to the park to help deal with weed removal from the ponds. Tony Johnson spotted the net on Facebook and contacted the seller who turned out to be local and it was a net that he had made for him and his son who used to have a weed removal business. About 2 feet high the top cord floats and the bottom cord has a lead core. It is comprised of two 24 foot lengths that zip together or are used individually. I got the chance to try it out at the ponds shortly after purchase:



That is Connor scooping the weeds out of the area trapped by the net. We tried several methods of deploying the net including one person on shore and another in a boat on the water. The use of one or two together of the net sections depended on how big a flotilla of weeds we were trying to corral. The person on-shore would walk along the shoreline as the boat kept the same pace, then at the end the boat came to shore to trap the weeds against the concrete wall where it proved to be best to scoop the weeds out rather than trying to lift the net onto the sidewalk. It worked very well and we learned a lot for just one day of trying; still there are improvements to the technique that we can make with additional use.

I have been promoting the RC airplane shows in Owatonna for a few years now. Several of our members also belong to the two airplane clubs that operate just south of the cities. Recently I attended *Jet Fest* and as you would guess it is an all jet event. RC jets have gotten to be very popular and there were maybe somewhere around 50 jets at the show. Most were fueled but there were many foamy all electric too. I had a great time and learned a lot by sitting with Chris O'Connor, Gary Tschautscher and Steve Meyer. The foamy jets are less than one thousand dollars but the fueled jets are in the \$20-\$30k range. These airplanes are spectacular.



You will have a chance to see some of these airplanes at the next event, the Military Fly-in taking place August 7 - 9th. Go to namflyin.com for all you need to attend. Highly, highly recommended, a real bucket list event!

Show and tell was eventful as usual, you just don't know what is going to show up. *Tim Crane* started it out with a postscript for a boat he used to have, but just found the owner's manual. If you have this boat I will put you in touch with Tim.



Tim also brought something that he and his grandkids have worked on:



This Legos light house is fully functional and had an amazing amount of detail! Really fun!

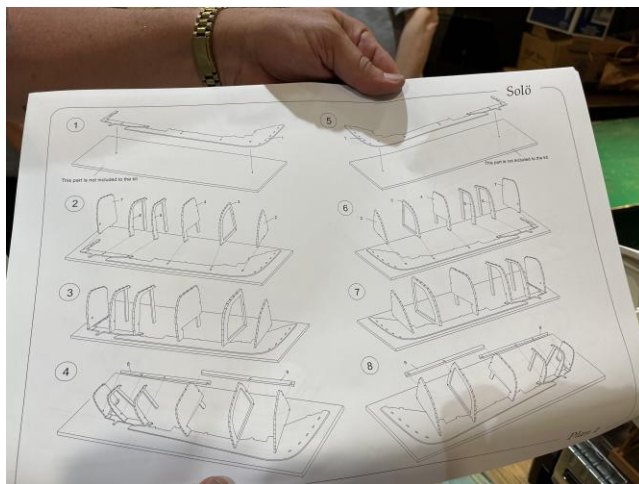
Next up David Petrich had his Coast Guard rescue boat in progress and described the issues in the build so far:




Kevin Waldo is really going hard at the model building! His first boat is a built in Vietnam model that was originally not water-worthy, but it will be:



The next boat is the Solo Ruff which Kevin says should be an easy build as many of the pieces are pre-cut, but the instructions contain no words:



The third kit was a Chris Craft Family Cruiser, a Lindberg kit, which can be electric powered:



And even a fourth kit is from Caltex for the Lumba-Lumba, one of the exotic kits Kevin is becoming famous for:



John Bishop brought his incredible 30' Lobster Boat back for some updates. This is a Midwest Products Kit #954 that has so many detailed touches and just everything about the boat is spectacular. You are guaranteed to pick up on details you missed the last time you saw the boat.




This time the visit was to talk about the very excellent Hobbywing 1060 Speed Controller that is a major upgrade in operation and reliability. Several at the meeting expressed the same experience with this brand of speed controller and it is highly recommended and conveniently available at Hub Hobby. John pointed out that the scale of the model is 1" = 1' so that doll house accessories work perfectly.



We have quite a few very prolific builders right now and it is certainly interesting to see what they are working on and well worth coming to the meetings as I cannot begin to do justice to the boats that people are sharing with the group.

White Bear Lake Show

The first of the Classic and Vintage Boat Shows was held at White Bear Lake. The weather is always extreme and this year was no different. Hot and windy..... Could not drink enough throughout the day to replace what evaporated, but also as always a very entertaining show, and each year it is different. This year I call it the micro boat show or the Father-Son show. Lots of small boats on display and the father-son aspect were Chris and Nate O'Connor boats. We have seen Chris's Shepard boat before but Nate just purchased a spectacular 1928 "Baby Dolphin" triple cockpit Hackercraft:



Top - a couple of shots of the exterior; Bottom - a Chrysler straight 8(!) and Kevin showing Nate how the boat is to be operated.

Some of the small boats:



And the ridiculous:



That is three (3) 300 hp outboards.

And the sublime:



Very interesting on this 2002 replica of a 21' Ventnor Runabout, that was ultra-gorgeous, Rob Segal was talking to a vendor at the show that he knew personally and he said he was building several models of this boat for his grandkids. He added that Rob was very welcome to borrow the molds for this boat if he would like to do a model of his own. Wouldn't that be a spectacular model on the water!?!?

Still more things going on

Hand in hand with the pond net donated to the park is the usual on-going treatment of the ponds to help eliminate weeds. The Park did a special treatment before the Parade to get the ponds in good condition for our show. Thank you very much!! It worked very well! I happened to be there on the day the treatment was taking place and it was fascinating. I took a photo of the young man doing the treatment but it was corrupted somehow so I will have to describe it as it was very interesting. A young man stands in the back of a 10' or so flat bottom duck boat, and he faces to the rear. Behind him is a small gasoline powered pump with about a 3 inch hose dangling over the side into the pond water. The young man is holding about the same size hose with a long tapered brass looking fireman's nozzle. Somewhere the liquid treatment is introduced into the

stream that sprays from the nozzle. There is no motor for the boat, the propulsion is created by the reverse force of the water coming out of the nozzle. The nozzle is moved back and forth and the boat is propelled in the opposite direction, the young man almost never looks behind him as to where he is going and yet he covers the ponds with utmost efficiency. I know he probably does this all the time but it was pretty cool to see how he does his work.

Other things

An invitation from Ron Ausen who attended the Parade: *We would like to invite you to attend our Woodworkers Expo on October 11th and as I mentioned, if interested, I can get you a complimentary registration. We like to bring in "outside our sandbox" crafters, clubs, and schools. Our attendees then have the chance to expand their horizons. And I think your club can tap into a new pool of makers and hobbies. I also think crosstalk with our regional nonprofits and groups is a good thing.*

**WOODWORKERS
EXPO25**
Minnesota Woodworkers Guild
11 OCTOBER 2025 9AM - 4PM

2024 EXPO OVERVIEW

- 74 Exhibitors
- 2000+ Attendees
- Free Visitor Admission
- 80/20 Amateur/Pro
- 25% year-to-year growth
- High Participant Satisfaction

ATTENDEES

- Hobbyists
- Professionals
- Woodworkers
- Artists and Crafters
- Furniture Makers
- Tool Collectors
- Cabinet Shops
- Woodturners
- Boatbuilders
- Carpenters
- Designers
- Luthiers
- General Public

**MINNESOTA STATE
FAIRGROUNDS
PROGRESS CENTER**
1621 Randall Ave
St. Paul, MN 55108

Contact us to learn more
and apply for your space!

 mnwwexpo@gmail.com
 [mnwoodworkersguild](https://www.instagram.com/mnwoodworkersguild)
 www.mnwwg.org/expo


I thanked him for the invitation but qualified that we would have to have someone volunteer to be at the Expo since we have a pretty full schedule of commitments already. If you are interested let me know right away and I will put you in touch with Ron.

Rich Herr lost his rudder hatch cover for his Seawind recently at the center pond. It is white and about 3 inches in diameter. Did you maybe find it, or have an extra? Let me know.

For sale or otherwise

I got this contact from Ron Struss: *I have a 38 X 47 sheet of 1/4' Plexiglas that I am offering free to a good home. It once covered a piece of art, but was damaged (cracked) on one corner. I am thinking someone could use it to make a display case for*

a model boat. Let me know on this one if you are interested and I will get you Ron's contact information.



Also featured in last month's newsletter is this pristine boat, ready-to-go, from Todd Formico. A nice boat to add to your fleet, a great one to start a fleet or maybe as a gift to help someone else get started. Let me know.



Also got this contact: *My name is Robert Naeve and I have a question for you regarding some old remote control model boats I have that I am looking for a new home for. My Dad built these two boats about 15+ years ago and they have been sitting in his workshop since then. He is indifferent to their fate, but I think they are spectacular and would like to see if someone else would enjoy them. The oldest is a model of JFK's PT Boat 109. It is a fully detailed model of the boat. I know it has been in the water in the past. The second model is of the WW2 Japanese battleship Yamato. I am unsure if he ever floated this one, but it is already a fully complete model.*

I have not seen these boats in person but will do so next week. Here is a preview:



Reminders

- Got things for sale? Boats, tools, other? Send me a photo and description plus price and contact information and I will include it in a newsletter.

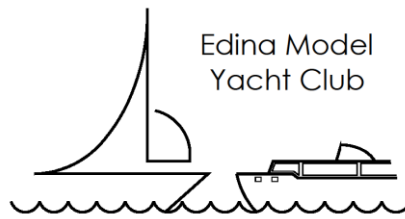
Coming Up

- Saturday, July 12th, Legacy of the Lakes Boat Show, Alexandria, Minnesota.
- Tuesday, July 15th, Membership Meeting at 8:00. Bring your boat down to enjoy time on the water before the meeting. This has been hugely popular so come on down and join the fun!
- Correction on the calendar for the Classic Boat show at Gull Lake. The calendar indicates this is a two day event for the club but it will be only Saturday, August 23rd.

Finally

This newsletter has been delayed for a bunch of reasons and I want to get it out without further delay. Former Commodore (1999 and 2000) and long term member Dale Johnson passed away just recently and there will be more on Dale in the next newsletter as he was a big part of the early club years.

John Bertelsen
Commodore
Edina Model Yacht Club



Vice Commodores: Gary Tschautscher, Rob Segal, Tim Kowalik
Treasurer and Membership: David Brinkman
Sailboats: Gary Tschautscher
Scale Modeling: Kevin Waldo
Website: David Petrich
EMYC, DF 95 and ODOM Forums: Gary Tschautscher
Dry Dock Party, Spring Breakfast: Terry Bertelsen, Julia Moen
Face Book: Richard Dahlquist, Todd Moen, Dave Brinkman
Off site events: Rob Segal
Newsletter: John Bertelsen