

EDINA MODEL YACHT CLUB

SAIL & SCALE

NEWSLETTER

March 2025 Membership Meeting, News and Other Things

An exciting time of the year waiting for the ice to come off the ponds and lakes and seeing who will be the first on the water. We have had some spikes of warm temperatures and the anticipation of who is first has been solved. There is no shortage of things going on within the club so let's get into it!

Membership Meeting

I am going into my twelfth year of a two year term as Commodore and I believe this is the first meeting I have missed. Just circumstances, but it was a meeting I would have liked to have attended. A big thank you to Rob Segal for taking over for conducting the meeting and a thank you for the others who also said they would conduct the meeting if not for their own other conflicting commitments. Rob put together an excellent report of the meeting for the newsletter:

Opened the meeting with news after the Minneapolis boat show, and a mention/thanks to the ACBS for the write up of our participation in the Boathouse magazine (below). I brought my copy along for people to share. Al Lindquist recapped how our participation evolved from sharing some display space with the ACBS to the pond and large display we put together. Al emphasized his observations of how many visitors were amazed with the quality and level of detail displayed in our boats, and how pleased the show management was with our participation.

Mini Boat Display at Minneapolis Boat Show

Since we're on the topic of unique boats, this narrative will head to the next concourse area within the Minneapolis Convention Center and provide a glimpse of the excellent display put together by the Edina Model Yacht Club (EMYC).

If you weren't impressed by the larger scale models—"The Mighty Mary," a beautiful sailboat, and "Grace," a 1/4 scale model of a '52 Century Sea Maul—then you had to be wowed by all of the other scale model boats proudly built and displayed by members of the club.

The booth had many model boat builders and enthusiasts just waiting to tell the story of their model, show you the fantastic details of each boat, and in some cases disassemble the model to you could get a closer look at the inner workings of the propulsion and control systems built into these boats.

The display also included a very large pool filled with water that offered up two remote-control boats (one blue, one red) that could be steered with a real captain's wheel and a forward reverse throttle control. The pool initially leaked and had to be emptied, repaired, and re-filled. After that was done, the kids—young and old—could get a sense for what it's like to drive an RC boat on an unfrozen "lake" during the month of January.

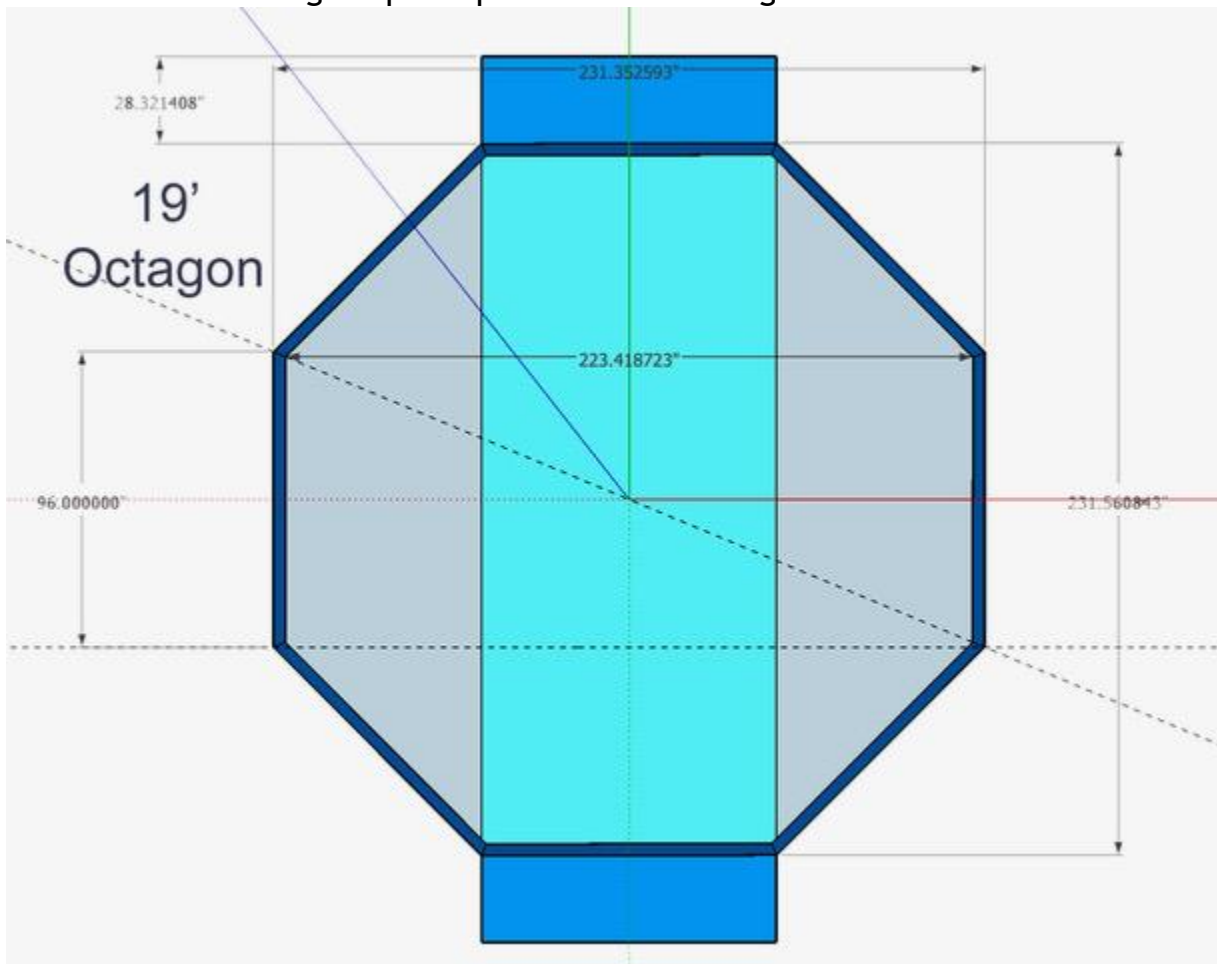
We took so many more photos of this booth than there is room for in this article, as there was almost as much to take in at this display as the main LOU/CBC display! Since all the boats were scale models, the club had the distinct advantage of being able to pack many more boats into their display area than the LOU/CBC club could in the adjacent concourse.

The club routinely runs their boats during the warm-weather months at Centennial Lakes Park in Edina. For more information about the EMYC and model boating, we highly encourage you to visit their website at <http://emyc.org>.

Continued on PAGE THREE



I mentioned my ideas for re-building the pond into an octagon measuring 19' across, consensus was that it would be a good improvement if I can pull it off. The illustration shows the new design superimposed over the original 8' x 24'.



I mentioned the Laser sailboats that were available for adoption, and James Neild left the meeting with parts for a complete boat. We don't have enough components to finish a 2nd, but the boats are still made and parts may be available. *(Background - I came to my volunteer day at the park a couple of weeks ago and Jeff, the grounds supervisor, took me way in the back of the garage to show me three Lasers, one in the box and two hulls and sails separate. History is that these were boats from the early times in the club when the club helped maintain a fleet of rental sailboats at the park. Two hulls and some other parts are available-free-for parts. - John b.)*

New members- Scott Lindquist



And Dan Sullivan




Dan shared his progress on the Dumas 16' utility, Dan learned of the club at the Minneapolis boat show, and has built several models.



Dave Petrich shared his progress on a Nitro powered model of the unlimited class hydroplane "Miss Budweiser" that he is finishing for one of his Nitro racing club members. The model is of the boat that competed in the 1965-1968 seasons. It was powered by a 12 cylinder Allison aircraft engine.



Kevin Waldo gave a progress update on his Muritz cabin boat by Krick models from Germany. He showed how the manufacturer had scored one side of the plywood hull panels to help facilitate bending the hull side panels into the correct shape. He plans to use some of his vintage Aristocraft deck fittings to dress it up a bit. He is still sticking to his schedule to have the boat done for the Parade in June.



Nathan Seaberg showed components of his 3D printed model of “Haggy’s Boom Boat”. The files are available to download from Thingaverse. Nathan brought 2 versions of a radio he printed, one from a filament printer and another from a resin printer. They are about 1/2” wide, and have a very impressive level of detail.



Chris Haert brought his nearly complete Dumas USS Crockett battleship. It is fitted with LED lighting, rotating turrets, and impressive water squirting range. The detailing on the deck is incredible. He powered up the lighting for the “after” meeting.



Mark Wolf showed progress on his Dumas “Dauntless” model. The original Dauntless was a commuter built for Lawrence Rockefeller, son of John D. Rockefeller, and launched in 1948. Mark explained how he tackled putting a tricky bend into a plywood part that fits in the bow of the boat. He soaked the panel for several weeks to get it pliable enough to take the bend without cracking. He taped the saturated panel around a can that was just a bit smaller in diameter than the desired size, then let it dry completely over another several weeks. Great results!



Jeff Dunbar came out to my shop later in the week, and picked up CL2, the larger sailboat that was built for Centennial Lakes when the park opened. I had refurbished the hull with a fresh 2 part epoxy finish, new hatch cover, and internal platform for servos and sail winch. Jeff told me he had learned from John Bishop that the boat was actually a Dumas kit based on the Marblehead class, called the Bingo. We reinstalled the deck hardware together and got it rigged less the sheets. Jeff will install a digital receiver and finish rigging the boat.

An excellent write up by Rob! Everyone really needs to think about attending a club meeting. There is so much going on and the chance to ask questions and just converse about the variety of boats that are in the club and come to the meetings, and getting to know your fellow members really adds to the experience of being in the club.

What Else Is Going On?

From Jeff Dunbar: Kevin (Waldo) and I were boating today (Thursday, March 27th)! Official maiden voyage of the Thunderbird. We had a great time and Kevin's Thunderbird looks fabulous on the water. Jeff Kuhs joined us for some first time sailing as well. No doubt a great way to start off the yachting season.



Thunderbird-front, Fairwind (+/-)-rear



Jeff Kuhs and Kevin Waldo

For Sale or Parts Wanted

Almost everything that was offered up for sale in the February Newsletter was sold. If you have boats, shop tools, supplies, anything related to our hobby for sale it is worth dropping me an email (preferably) or text with photos and a description. Include a price if you want that published too.

Patrick Morvant has a history of fantastic tug boats and has this one up for sale. This boat is almost ready to run needing one motor and speed controller. It comes with sound, water cannon, and a 8 channel radio with custom twin sticks. If you are interested let me know and I will put you in touch with Patrick. Patrick is asking \$1,200.00.



Other Things

Hats are almost available. Price is \$20. More information when they arrive.



At the meeting Nathan Seaburg ordered a shirt, so now we have 3 shirts to get done. Prices have fluctuated a little bit since the original order and there is tax on the embroidery, so prices are \$44 for the polo, and \$39 for the chambray (blue denim look). To order either or both shirts contact Rob Segal for help on sizing and any other questions. We have a May 1st deadline to get the order in so we can get them done by the Parade. Both shirts are really, really nice!

We have been talking and soliciting interest on two seminars: model kit building and introduction to sailboats and sailboat racing. We need to discuss this further. Gary Tschautscher has some great plans for sailboats with overlap into all RC boats. I am going to suggest that we do our seminars after the Parade of Boats so that we can advertise at the Parade and have a signup sheet for the general public. I have spoken to Park Manager, Tiffany, and I suggested that we would like to do the seminars at the pavilion so that we have access to water if needed. Tiffany likes the idea and suggested that we schedule for Monday evenings which helps them keep the popular times for their rentals open. More discussion is needed amongst ourselves for the seminars in general but this is taking shape.

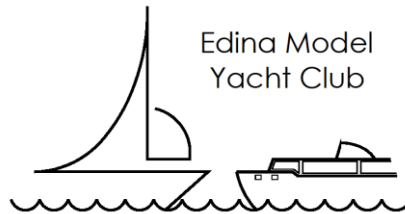
Reminders

- You can pay your 2025 dues by check in the mail, cash in person, or PayPal. Please remember when using PayPal you need to use the "friends and family" option otherwise a handling charge is deducted from your dues payment. The amount for the calendar year remains at \$40 for a family membership.
- Let me know if you would like to attend a seminar on the introduction to sailboats and sailboat racing and/or the overview of wood model kit building.
- Got things for sale? Boats, tools, other? Send me a photo and description plus price and contact information and I will include it in a newsletter.

Coming Up

- Tuesday, April 15th, 7:00 pm, member meeting.
- Saturday, May 10th, 10:00am, Spring Coffee and Rolls.
- Tuesday, May 15th, 7:00 pm, member meeting.

John Bertelsen
Commodore
Edina Model Yacht Club



Vice Commodores: Gary Tschautscher, Rob Segal, Tim Kowalik
Treasurer and Membership: David Brinkman
Sailboats: Gary Tschautscher
Scale Modeling: Kevin Waldo
Website: David Petrich
EMYC, DF 95 and ODOM Forums: Gary Tschautscher
Dry Dock Party, Spring Breakfast: Terry Bertelsen, Julia Moen
Face Book: Richard Dahlquist, Todd Moen, Dave Brinkman
Off site events: Rob Segal
Newsletter: John Bertelsen