



# SAIL & SCALE

NEWSLETTER OF THE EDINA MODEL YACHT CLUB

August 1997

Volume 6, Number 8

**Commodore's Corner:** August already? Before I get going, I want to extend thanks to George Pfeifer for his efforts in organizing a terrific "Big E" event. (See article)

The City of Edina recently held their annual Minnesota "Splash!" event. The club contributed to the affair by coordinating two Fairwind sailboats that the city made available to anyone who wished to try their hand at sailing. I figure that about 75 people (mostly kids) had a chance to sail. Thanks to Jeff McCabe for refurbishing the city's boats for the event. *Dan*

**Show Us The Money!:** The Radio Control Hobby Trade Association media coverage awards are in high gear. The club has applied for a \$100 award for the newspaper coverage we received on the Parade of Boats.

We have also filed for a second grant for the coverage we received after the Rosefest. We'll keep you posted!

**Roster:** Now at 85 members...an all-time high!

**Question of the Month:** Last month's answer:

"A ship is called "She" because there is a great deal of bustle around her, and there is usually a gang of men about her. She has a waist and stays, it takes a lot of paint to keep her good looking, and it is not the initial expense that breaks you, it's the upkeep. She can be all decked out; it takes an experienced man to handle her correctly, and without a man at the helm, she is absolutely uncontrollable. She shows her topside, hides her bottom, and when heading into port, heads for the buoys." (I take no responsibility for this answer, Ed.)

Only one correct answer this month, from Erwin Stevenson. He came up with a response which was a bit longer than that given above, but was obviously of the same origin. Tom Watkins had an answer that was as politically incorrect as the Cruiser Sailors', so I won't print it and add insult to injury!

As a result of the overwhelming response to the questions posed in the last two issues I feel that it is time to hit you guys with an easier question to which everyone knows the answer.

Q: What other Federal ship was involved during the Civil War engagement of the *USS Monitor* and *CSS Merimack* on March 9, 1862?

**Web Page:** Thanks to Andy Zbikowski the club has a timely web site up and running. Give it a look at:

If you have anything that you'd like to put "out there" talk to Andy, Dan or Jim at the pond.

**The Big EEEasy:** It was a dark and stormy morning...that turned into an oppressively hot and humid midday. In other words, typical weather for this event; or in this case the non-event.

Thanks to Dave Bros and Bob Jones for coming early and helping to set things up! Despite Dave's constant complaining, I think he actually likes running those peddle-paddle boats. 7 other members also showed; Jeff and Jason McCabe, Paul Olsen, George Merrill, Kim Hershey, Karl Bottemiller and Erwin Stevenson.

Running of the obstacle course never really got underway as many of the obstacles either floated north under a gentle breeze, malfunctioned, or both. Many people seemed to enjoy just roaming around the 20 plus buoys randomly floating in the pond.

Interest started to pick up as the balloon popping game got underway. The McCabe father-son duo were chasing each other all over the pond, when Bob Jones entered the fray and immediately had his polo tug skewered by Jeff. The pin penetrated paint, resin and balsa wood and is still lodged in the second level cabin wall! (Jeff missed the balloon by a good three feet!) the excitement continued until everyone tired of unwrapping string from prop shafts (worse than weeds).

About 3:00PM, Bob Jones launched his Fairwind, immediately causing all breeze to stop and that brought the day to a merciful halt.

*George Pfeifer*

**Comin' Up:** Note that Lighthouse Night has been **changed** to August 17th. (See the enclosed flyer on this event). We'll start off with a casual boating session during the Honeywell Concert Band performance at 7:00PM. Everyone, and all boats are welcome however, as a courtesy to the band and audience, we will not run fast electrics until after the concert.

Later in the evening, Jeff McCabe's illustrious lighthouse will be launched and will serve as a backdrop for the EMYC's night-running fleet. All boats with lights are encouraged to participate and, as in past years, we hope it will be a fun-filled and magical evening for everyone. If the weather is nice, we can expect quite a large crowd for our event.

Now would be an excellent time to add some navigation lights and a few interior lights to your favorite boat.

*John Bishop*

(John's wiring diagram and instructions, originally published last year, are enclosed for the benefit of newer members. Ed.)

**Urgent!** See Dan's notice on page 5 in regard to a club display at the Minnetonka Classic Boat Show on August 9th. That's this coming Saturday at 9:00AM.

**Membership Meeting, 7/15/97:** 28 members in attendance. D.Proulx asked for a volunteer to build an R/C Swan for the city with which they hope to chase off the Canada geese (lotsa luck!). P.Olsen volunteered. The city needs someone to refurbish two Fairwinds which can be used by the public during "Splash!" on 7/26. J.McCabe volunteered. Dan mentioned that Team Mates, formerly in Burnsville center had agreed to insert the logo designed by D.Person into their computer for only \$30. Shirts, caps, etc. are now available. J.Smith mentioned the Radio Control Hobby Trade Association media coverage awards. The club may be eligible for a

\$100 grant for newspaper coverage of the Parade. Smith will apply. G.Merrill said that there was TV and newspaper coverage of the Rosefest event so we will apply for another grant for that. Smith mentioned that our supply of blank membership cards is gone. Dan said that they had been reordered. Lighthouse night was set up for Aug.17th. G.Pfeifer made presentation on what to expect at the Big E event on 7/20. Several members showed Polo Tugs, under construction. E.Stevenson showed several ship model catalogs which he picked-up during a recent European trip. *Jim Smith*

## Schedule Of Upcoming Events

	Every Sunday	Open Boating	4:30PM - 9:00PM
	Every Tuesday	Open Boating	5:30PM - 9:00PM
	Every Thursday	Open Boating	5:30PM - 9:00PM
<b>Aug.</b>	9th.,10th.	Antique Boat Rendezvous	Excelsior, MN 9:00AM - 4:00PM
	17th.(Sun.)	Lighthouse Night ( <u>new date</u> )	South Pond 7:00PM -10:00PM
	19th.(Tue.)	Membership Meeting	Centrum Building 7:00PM - 8:00PM
		(Show and Tell)	
	24th.(Sun.)	All Class Sail Regatta	North Pond 1:00PM - 4:00PM
<b>Sep.</b>	16th.(Tue.)	Membership Meeting	Centrum Building 7:00PM - 8:00PM
		(Kit Reviews)	
	20th.,21st.	St. Louis Admirals Regatta	Union Station, St. Louis 9:00AM - 5:00PM
	21st.(Sun.)	Fast Electric Regatta	South Pond 1:00PM - 4:00PM
<b>Oct.</b>	12th.(Sun.)	Columbus Day Regatta	North Pond 1:00PM - 4:00PM
	21st.(Tue.)	Membership Meeting	Centrum Building 7:00PM - 9:00PM
		(To Be Announced)	
<b>Nov.</b>	8th.(Sat.)	Dry Dock Party	Centrum Building 6:00PM-10:00PM
	18th.(Tue.)	Membership Meeting	Centrum Building 7:00PM - 9:00PM
		(Swap Meet)	

**Web Wanderings:** We have exchanged newsletters with the Watts Wake Boat Club in Illinois for some time. In the July issue, their editor, Kurt Van Dahm listed several web sites which may be of interest to model boaters:

< <http://www.maryrose.org/> > The *Mary Rose* homepage. A virtual tour of the museum as well as a link to request their free catalog.

< <http://home.earthlink.net/~timeelapsed/index.html> > Plastic ship model page. Some very nice work. The new resin cast models are great. There's a lot to see and learn here. Included is a copy of Loren Perry's book on how to use photoetched parts that can be copied to print or saved to disc.

< <http://www.seaways.com> > *Seaway's Ships in Scale* magazine home page. If you have questions regarding ship modeling, you can receive assistance from fellow modelers and researchers. Read the FAQs (Frequently Asked Questions) list, your topic may have been covered in the past and its answer already posted. This site has links to several other sources of information. Check out all the links.

< <http://www.iti2.net/~rms/> > Rocky Mountain Shipyard's web page.

< <http://www.wolfsong.com/SubCommittee/> > Subpack Subcommittee home page.

< <http://www.sonic.net/~bstone/bookdeal.html> > Stone and Stone WWII Books.

< <http://www.bolen.bc.ca/> > Bolen Books in Canada.

< <http://www.swcp.com/usvmyg> > A site dealing with yacht sailmaking and model sailmaking.

< <http://www.bendigo.net.au/~jstein/mboat.html> > A source of wooden and early iron sailing ship info.

< <http://www.clever.net/dfk/> > Listed as "By scale modelers for scale modelers". Useful data

< <http://www.novagate.com/~schoonerman/> > Full scale schooners and tall ships.

A couple of other interesting sites which I have come across are:

< <http://www.open.org/czee/rcindex.htm> > A comprehensive listing of several hundred RC boating sites compiled by Chuck Zendner, Salem, Oregon.

< <http://www.usbusiness.com/drydock/> > The Floating Drydock. Plans, drawings, fittings, books.

< <http://www.teleport.com/~czeem/bw1.htm> > Model Boat Wizards. This is a group of model boaters, each an expert in some field who have gathered together to answer your boating questions.

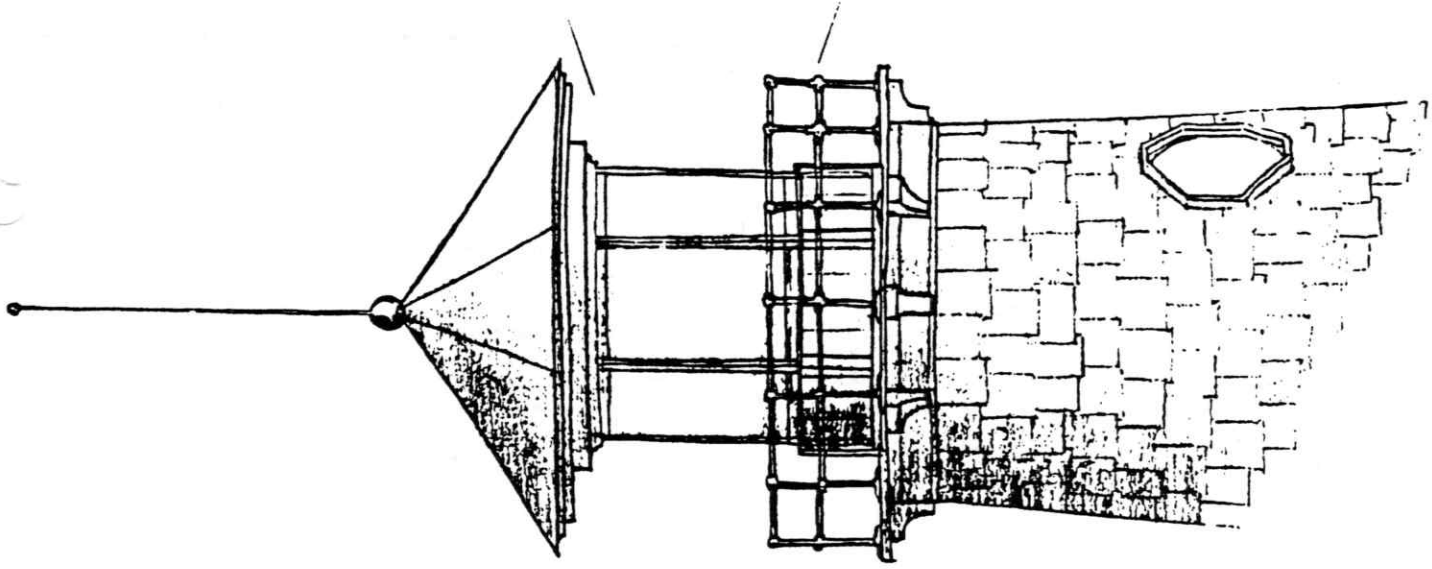
# Lighthouse Night

Sunday, August 17th  
at Centennial Lakes

*a relaxing evening of running with the Members of the Edina Model Yacht Club*

- Everyone is welcome
- All boats are invited to run
- at 7:00 PM, casual opening boating begins
- at 7:00 PM, Honeywell Concert Band performs
- at dusk, our special night-running fleet launches

*Lighthouse Night is a unique, one night event each year where boats from the Edina Model Yacht Club light up after dark. Interior cockpit and cabin lights, exterior position and navigation running lights, search lights, and flood lights all shine bright on a variety of model boats. The backdrop for our evening event is a floating and fully operational scaled model of an actual lighthouse. Come see all of the boats and join in on the fun.*



## Boat Lighting:

by John Bishop

It's still not too late to add lights to your favorite boat for summer running and our August 11th "Lighthouse Night" event. The following information will show you how.

First of all, we'll start things off simple and offer you the following option. If you want a completely painless installation, RAM sells a navigation light kit (RAM15) for about \$14. It requires only a 9 volt battery, a few well-drilled holes, and about one hour of your time. Provided you haven't drilled too deep, you'll be up and running in no time at all. Contact your local hobby shop for this product.

For those of you that want to try another approach, i.e. a custom wiring project, the accompanying diagram can serve as a rough sketch on where to start. It shows a basic boat hull with an electrical overlay diagram for a four bulb system. A battery pack serves as a power source for the light bulbs. It can be either a separate battery pack dedicated to run only the lights or an existing battery pack that runs other items within the boat. A simple on-off switch is located just down line from the positive terminal from the battery pack. It acts as an electrical device to open and close the circuit. From there, a wire continues and serves as a common distribution source for power to the bulbs. Since each bulb has two wire leads, one wire from each bulb must be connected to this common distribution wire. The other wire from each of the other four bulbs is now connected to a common wire secured to the negative terminal of the battery pack. Note that the wire leads from direct current (DC) bulbs do not have any specific electrical orientation and can be wired in either direction. The diagram displays the four bulbs being wired in a "parallel" configuration. This produces an arrangement where each bulb receives the full voltage from the battery pack and if one bulb burns out, the others will continue to illuminate, making a repair much easier. To simplify the wiring process, select bulbs and battery packs that are compatible, i.e. 12 volt bulbs connected to a 12 volt battery pack.

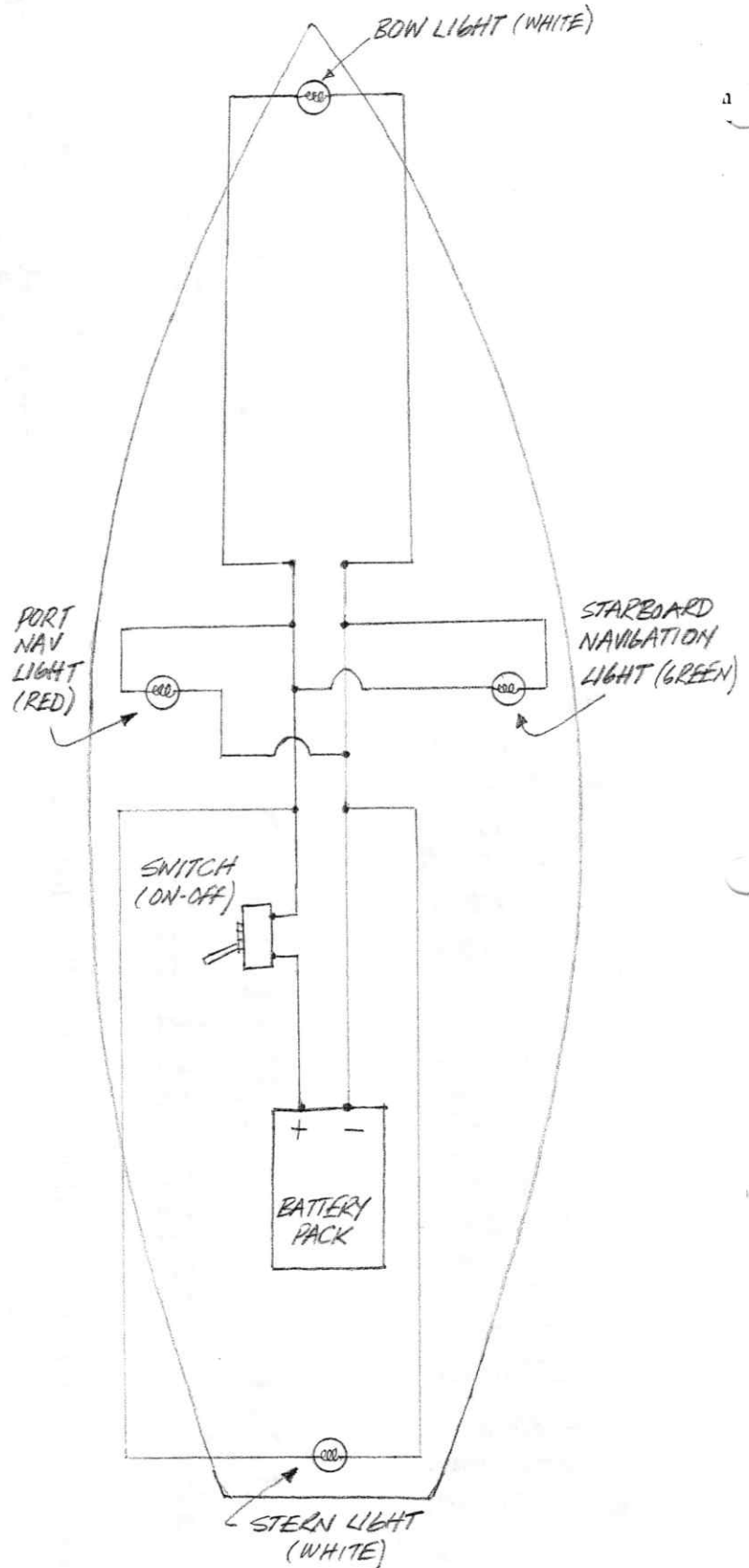
Although this may seem somewhat complex, the diagram should help in simplifying things. We're dealing with low voltage and low current components here, so even if you do something incorrect, there won't be any explosions.

Where can I get help? Call John Bishop [REDACTED] and I'll try to answer your questions.

Where can these items be purchased? Battery packs; Local Hobby Shops, Axman Stores, ABC Electronics, ACME Electronics, Batteries Plus. Bulbs; Local Hobby Shops, Radio Shack Stores, Scale Model Supplies, ACME Electronics, ABC Electronics.

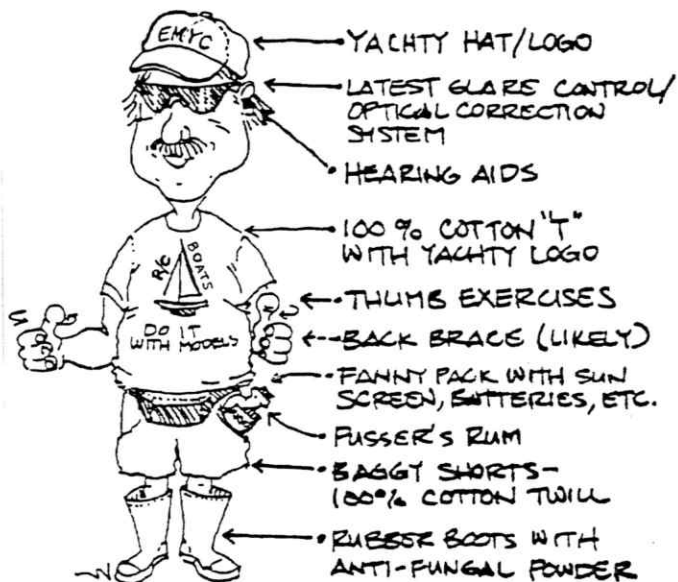
(Miniaturics, 561-K Acorn St. Deer Park, NY 11729

[REDACTED] markets some excellent bulbs suitable for our use. Their catalog is just one buck. They have been available in the past at Scale Model Supplies, 458 N. Lexington, St Paul, Ed.)



MODEL BOAT WIRING DIAGRAM

**Slim Pickings:** I've done more than a bit of pilfering from outside sources this month in an attempt to fill white space. The little guy, below came to me via *Waterlines* the newsletter of the Seattle Model Yacht Club. I was gonna remove his boots as inappropriate for our pond but what with the weather we've been having..... And, as for the rum? Substitute a Fuddruckers milk shake or coffee from Lincoln Dell.



THE OPTIMIZED SKIPPER

**Looking For A Date?:** I recently came across an interesting tidbit concerning Sanyo Ni-Cds. I had assumed that the two letter code on each Sanyo cell was a lot number. Not true! Rather, the code indicates year followed by month of manufacture. The code is:

Year Code	Month Code
R - 1987	A - January
S - 1988	B - February
T - 1989	C - March
U - 1990	D - April
V - 1991	E - May
W - 1992	F - June
X - 1993	G - July
Y - 1994	H - August
Z - 1995	I - September
A - 1996	J - October
B - 1997	K - November
C - 1998	L - December

I would assume that the sequence will continue in order beyond 1998...D - indicating 1999, E - 2000, etc.

So! A cell stamped with the letters WK was made in November, '92. Since the reliable life span of cells is not more than four to five (five's really pushing your luck!) years, it makes sense not to purchase any that have been on the dealer's shelf for much longer than a year or so. Now you'll know how old they really are!

**Facts:** Again, from the *Watts Wake Beacon*:

A weekday edition of the *New York Times* contains more information than the average person was likely to come across in a lifetime in 17th century England.

The first modern computer, ENIAC was built in 1944. It took up more space than an 18 wheeler, weighed more than 17 automobiles and sucked up 140,000 watts of juice. It could perform 5,000 basic arithmetic operations per second.

A current day 486 microprocessor is about the size of a dime, weighs less than a packet of Sweet 'n Low and consumes less than one watt of energy. It can execute 54,000,000 instructions per second!

**Fairwind Regatta:** The Millpond Marauders based in Waupun, Wisconsin, will hold their Second Annual Fairwind Regatta at Appleton Memorial Park in Appleton, Wisconsin on Saturday, Aug. 16th at 2:00PM. Contact Dan Nellis for details at [REDACTED]. Our own, Tony Johnson made it over last year. Why not give him a call if you might be considering going.

**Nice Shirt!** Team Mates, Inc., formerly in Burnsville Center and now on Burnsville Pkwy., has the four international signal flag logo designed by Doug Person in their computer along with our original (official) sailboat style logo. Either design can be embroidered on your shirt, hat, etc., for \$5-6, or placed on any one of over 100 styles and colors that Team Mates sells. Plan on a week to ten days lead time. Several very exotic items are available if orderd in quantity.

## TEAM MATES, INC.



### CUSTOM EMBROIDERY

Promotional ♦ Commercial ♦ Retail  
Logos ♦ Sports Groups ♦ Clubs

2401 W. Burnsville Pkwy.  
Burnsville, MN 55337  
Phone 612♦890♦6620  
Fax 612♦890♦2409

MIKE LITTLE  
SHARON MOLINE

**Big Boats:** Many of you have probably attended the yearly wooden boat show on Lake Minnetonka in Excelsior. This year, the directors of the 22nd annual *Antique & Classic Boat Rendezvous* have invited the EMYC to display and run our model boats. The date is August 9th (this coming Saturday) at 9:00AM at the Excelsior Park Restaurant (685 Excelsior Blvd.). The EMYC will be provided with tables to display our boats and will have access to the lake for running as well. I encourage you to attend this event if you are available. Give me a call if you have any questions. [REDACTED] Dan

**State Fair:** Model entries will be accepted at the Creative Activities Building on the Minnesota State Fairgrounds between 10:00AM and 7:00PM on August 11, 12, and 13th and between 9:00AM and 12:00 Noon on the 14th. Show off your latest creation to the public, and possibly walk away with a bit of cash and a ribbon!

**August Meeting Notice:**  
(Third Tuesday of the Month)  
**Tuesday, August 19<sup>th</sup>**  
**7:00 P.M.**  
Centennial Lakes  
Centrum Building

Commodore:	Dan Proulx
Vice Commodore	Dave Bros
Vice Commodore	Doug Campbell
Vice Commodore	George Pfeifer
Vice Commodore	Joe Hjelmstad
Treasurer	Gary Phillips

Newsletter Editor     Jim Smith

**HobbyTown USA**

Build Your Dreams!



**Radio Controlled  
Boats - Cars - Planes  
Sports Cards  
Trains - Rockets -  
Kites  
Tools - Paints  
Models  
& Much More**

OPEN

M - F 10 TO 9

SAT 10 TO 6

SUN 11 TO 5

7Hi Center, Hwy. 7 & 101

4818 S. Hwy 101

Minneronka, MN. 55345

470-7474

EDINA MODEL YACHT CLUB  
CENTENNIAL LAKES CENTRUM  
7499 FRANCE AVENUE SOUTH  
EDINA, MN 55435

**First Class**